


Sealant application for pressure tight blown fibre EMP installation



Open block and apply GB Pro Sealant to inside surfaces.



Insert Blank plug if required spread sealant over all internal surfaces.




Wrap block around BOF and loosely locate in end of steel tube.




Apply sealant to outside of Lycron Block.




spread sealant over all external surfaces paying attention to joints.




Gently push Block into tube to a depth of 5mm.



Clean excess sealant from BOF and Steel tube.



Apply sealant to front surface 5 mm deep and smooth.



Apply sealant to front surface 5 mm deep and smooth.

Sweden
 Head office
 MCT Brattberg AB
 Phone: +46 - 455 37 52 00
 Fax: +46 - 455 37 52 90
 Email: info@mctbrattberg.se

Address
 SE-371 92 Karlskrona, Sweden

United Kingdom
 MCT Brattberg Ltd
 Phone: +44 - 170 624 4890
 E-mail: info@mctbrattberg.co.uk

Address
 Commerce Street
 Carrs Industrial Estate Haslingden
 Lancashire BB4 5JT, England

USA
 MCT Brattberg Inc
 Phone: +1 346 260 9124
 Email: sales@brattberginc.com

Address
 3332 Spring Stuebner Rd.
 Suite G, Spring, TX 77379, USA

Australia
 MCT Brattberg Australia Pty Ltd
 Phone: +61 (0)44 710 4422
 Email: info@mctbrattberg.com.au

Address
 Level 2, Margaret Graham Building
 Lot Fourteen
 1a Frome Road
 Adelaide, SA 5000, Australia

United Arab Emirates
 MCT Brattberg UAE
 Dubai, United Arab Emirates
 Phone: +971 50 277 2151
 Email: sony.jose@mctbrattberg.ae

Please visit our website
 for contact information to
 your closest MCT Brattberg
 representative:

www.mctbrattberg.com