

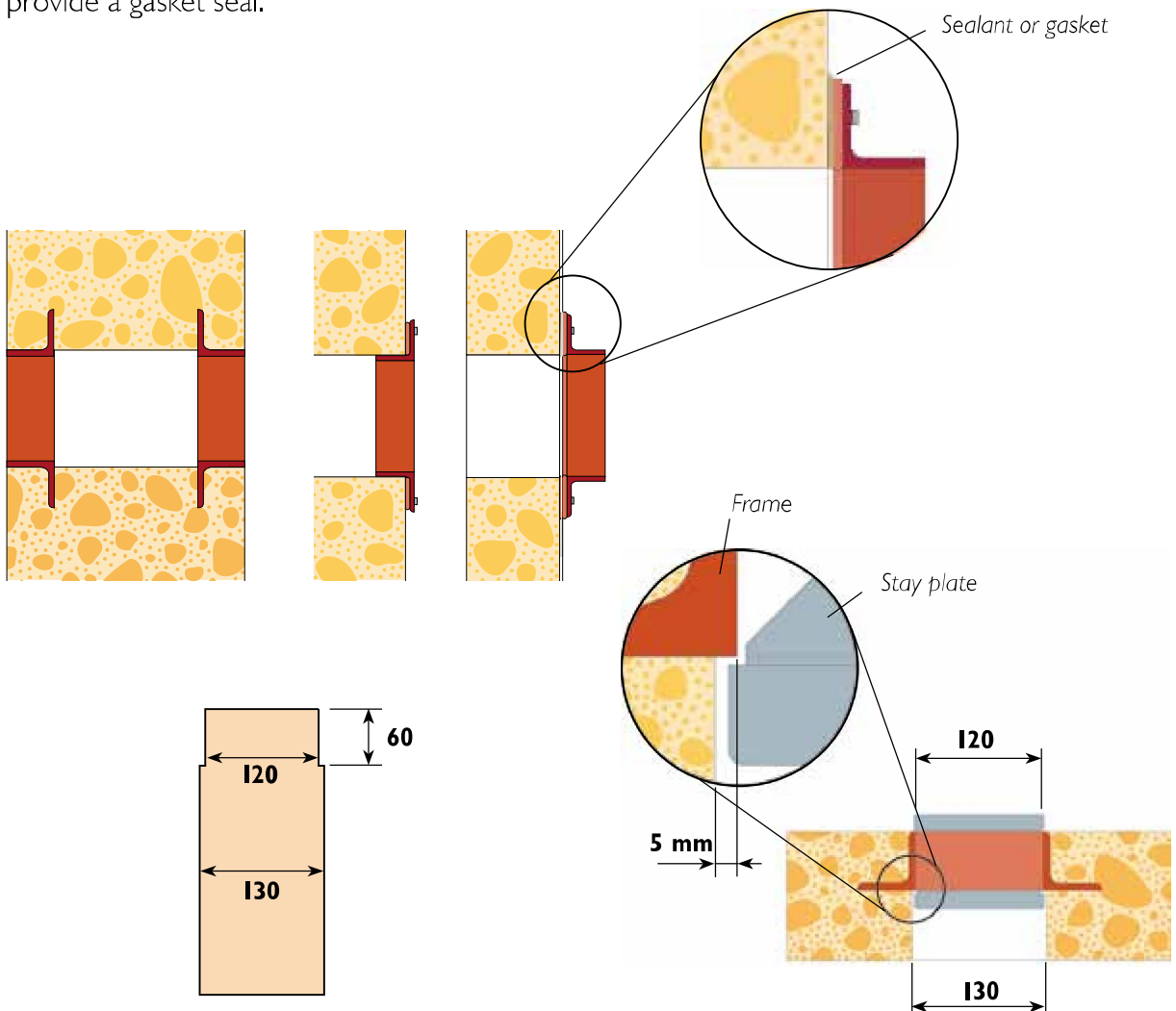
Installing transit frames for land-based applications

RGB

RGB frames can be cast directly into concrete walls or floors. Alternatively the frames can be cast into a block that is built in later. When the demands for fire safety are extremely high, frames can be mounted back-to-back.

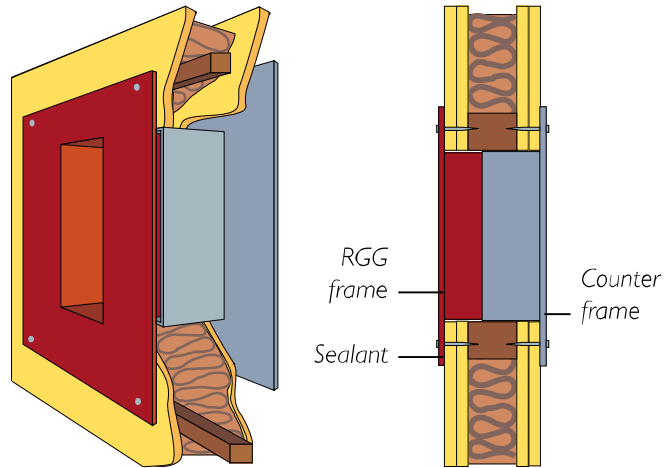
For installation of the stayplate and compression plate, there must be 5 mm of clearance between the inside of the frame and the edge of the cast hole. MCT Brattberg's expanded polystyrene moulds are available and provide the necessary clearance.

RGB and RGBO frames can be supplied with fixing holes. Silicon sealant should be used between the frame and the wall to provide a gasket seal.



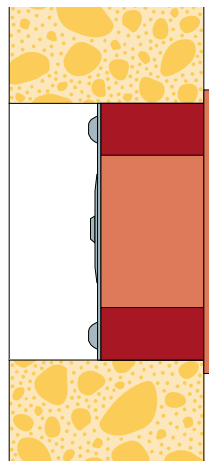
RGG

RGG frames and the counter frame are screwed into the wall. A silicone sealant should be used between the wall and the flange to provide a tight seal. The galvanised counter frame is available with three different depths to suite the wall thickness.



RGP

RGP can be installed in steel sleeves, cast or diamond drilled holes. RGP formers can be also supplied for walls/ floor upto 2 metres thick. They are manufactured from plastic coated cardboard and come supplied with end caps.



MCT Brattberg's casting form